

UNIVERSITY OF RWANDA



AFRICAN CENTER OF EXCELLENCE IN DATA SCIENCE

(ACE DS)

FINANCIAL STATEMENT (DLI3)

01st January – 30th June 2018

IFR Template

**AFRICAN CENTER OF EXCELLENCE IN DATA SCIENCE
EASTERN AND SOUTHERN AFRICA HIGHER EDUCATION CENTER OF
EXCELLENCE PROJECT(P151847)**

Statement of source and uses of funds
For the semi-annual period end 31st June 2018

Sources of fund	Semi-annual Period January to June 2018	Cumulative for Financial Year July 2017 to June 2018
Opening Cash Balance	-	-
Govement Funds	-	-
World Bank IDA Funds	1,024,300.60	-
Student Fees	-	-
Other	-	-
Total	1,024,300.60	-
Add Receipts	-	-
Govement Funds	-	-
World Bank IDA Funds	-	1,092,313.00
Student Fees	6,476.34	6,476.34
Other	-	-
Total Financing	6,476.34	1,098,789.34
Less: ACE Expenditure as per project		
Expenditure	340,276.18	408,288.58
Total Uses of Funds By Comonets	340,276.18	408,288.58
Closing Balances		-
Govement Funds	-	-
World Bank IDA Funds	684,024.42	684,024.42
Student Fees	6,476.34	6,476.34
Other	-	-
Total Closing Cash Balance	690,500.76	690,500.76

Prepared by:
SPIU-ACEs Accountant

Verified by:
SPIU DAF

Approved by:
UR - DVCF

Signature

Signature

Signature



AFRICAN CENTER OF EXCELLENCE IN DATA SCIENCE


For the semi-annual period end 31st December 2017

BANK RECONCILIATION AS ON 30th JUNE 2018

<u>Description</u>	<u>Amount in USD</u>
Balance as per Cas book	684,024.42
Add: Outstanding payments	-
Adjusted Balance	<u>684,024.42</u>
Balance as per Bank	<u>684,024.42</u>


Prepared by:
SPIU-ACEs Accountant

Signature




Verified by:
SPIU DAF

Signature



Approved by:
UR - DVCF

Signature



AFRICAN CENTER OF EXCELLENCE IN DATA SCIENCE
EASTERN AND SOUTHERN AFRICA HIGHER EDUCATION CENTER OF EXCELLENCE PROJECT(P151847)
Uses of Funds(Breakdown)
For the Financial Year Ended 30th June 2018

Expenditure	Semi-annual Period			Cumulative Financial Year			Explanation of Variance (Note)	PAD/life of Project	Revised PAD
	Jan 2018 to June 2018			July 2017 to June 2018					
	Actual (A)	Planned (B)	Variance (B-A)	Actual (A)	Planned (B)	Variance (B-A)			
Expenditure Classification as per Project Impementation Plan									
Recruit procurement office	-	-	-	-	-	-			
Pay salaries for administrative staff (M&E, Accountant, Procurement, IT officers, administrator)	18,380.17	34,920.00	16,539.83	34,010.65	34,920.00	909.35		5 years	
Hold steering committee meetings	-	-	-	-	-	-		5 years	
Hold training of for implementation and administrative team	4,863.00	5,000.00	137.00	4,863.00	5,000.00	137.00		5 years	
Identify key and visit key partners	14,325.45	20,000.00	5,674.55	15,175.45	20,000.00	4,824.55		5 years	
Develop MoU with Partners	457.40	3,000.00	2,542.60	457.40	3,000.00	2,542.60		5 years	
Pay salaries for implementing experts	-	-	-	-	-	-		5 years	
Approve the cooperation agreement	-	-	-	-	-	-		5 years	
Develop and review MSc and PhD Curriculum	-	11,900.00	11,900.00	8,345.88	11,900.00	3,554.12		5 years	
Approve MSc programs	-	-	-	-	-	-		5 years	
Approve PhD programs	-	-	-	-	-	-		5 years	
Proceed to the accreditation of programs by HEC	-	-	-	-	-	-		5 years	
Initiate international accreditation	-	-	-	-	-	-		5 years	
Develop professional short courses	5,591.76	15,000.00	9,408.24	5,591.76	15,000.00	9,408.24		5 years	
Advertise for existing and new short courses	-	-	-	-	-	-		5 years	
Enroll candidates and organize trainings	-	15,000.00	15,000.00	-	15,000.00	15,000.00		5 years	
Advertise for existing and new MSc programs	-	-	-	-	-	-		5 years	
Review applications and short list for MSc program	-	5,029.00	5,029.00	-	5,029.00	5,029.00		5 years	
Provide scholarships and related expenses to MSc students	-	24,836.00	24,836.00	-	24,836.00	24,836.00		5 years	
Organize and conduct teaching and learning activities	63.66	20,000.00	19,936.34	2,093.48	20,000.00	17,906.52		5 years	
Review applications and short list for PhD program	-	5,000.00	5,000.00	-	5,000.00	5,000.00		5 years	
Advertise for existing and new program programs PhD	945.78	1,000.00	54.22	7,333.56	1,000.00	6,333.56		5 years	
Provide scholarships and related expenses to phd students	47,081.00	55,544.00	8,463.00	48,224.81	55,544.00	7,319.19		5 years	
Organize and conduct Supervisions, teaching and learning activities	13,525.64	50,000.00	36,474.36	13,525.64	50,000.00	36,474.36		5 years	
Pay travel and accommodation for exchanged students	-	10,000.00	10,000.00	-	10,000.00	10,000.00		5 years	
Pay travel and accommodation for faculty staff exchanged	-	10,000.00	10,000.00	-	10,000.00	10,000.00		5 years	
Organize workshop on collaborative research	-	20,000.00	20,000.00	-	20,000.00	20,000.00		5 years	
Organize workshop on needs assessments	-	-	-	-	-	-		5 years	
Call for application to collaborative research	-	-	-	-	-	-		5 years	
Purchase ICT materials for researchers	-	-	-	-	-	-		5 years	
Provide grants for research and related activities	-	100,000.00	100,000.00	-	100,000.00	100,000.00		5 years	
Provide financial support to academic staff for participation in international conferences, publication fee	9,604.79	15,000.00	5,395.21	9,604.79	15,000.00	5,395.21		5 years	
Train academic staff on postgraduate supervision and research	11,255.45	20,000.00	8,744.55	11,255.45	20,000.00	8,744.55		5 years	
Training of staff, PhD students and MSc students to develop and apply for research grants	-	5,000.00	5,000.00	-	5,000.00	5,000.00		5 years	
Develop the center's website	-	-	-	-	-	-		5 years	
Host and maintain active the center's web	-	-	-	-	-	-		5 years	
Develop and update the web content	-	-	-	-	-	-		5 years	
Constitute membership of international Scientific Advisory Board	-	-	-	-	-	-		5 years	
Proceed to the University approval of scientific advisory board membership	-	-	-	11,592.89	-	11,592.89		5 years	
Constitute membership of international Scientific Advisory Board	-	15,000.00	15,000.00	-	15,000.00	15,000.00		5 years	
Attending meetings by ACE DS leaders	2,248.81	30,000.00	27,751.19	5,525.11	30,000.00	24,474.89		5 years	
Nomination of focal points	-	-	-	11,381.60	-	11,381.60		5 years	
Publish on center's web the budgets, annual work plan, audit reports, financial reports etc.	-	-	-	3,931.19	-	3,931.19		5 years	
Remodeling of center's offices and classrooms	133,422.26	180,000.00	46,577.74	135,313.27	180,000.00	44,686.73		5 years	
Supply of IT materials (Computers for offices)	675.48	13,348.00	12,672.52	675.48	13,348.00	12,672.52		5 years	
Purchase office equipment (Furniture) administrative team of the center	-	3,902.00	3,902.00	568.44	3,902.00	3,333.56		5 years	
Stationaries and other management expenses	1,436.26	6,925.00	5,488.74	1,436.26	6,925.00	5,488.74		5 years	
Hiring a car	569.50	2,500.00	1,930.50	569.50	2,500.00	1,930.50		5 years	
Provide communication to administrative staff	1,146.89	2,554.00	1,407.11	2,086.89	2,554.00	467.11		5 years	
Proceed to the University approval of scientific advisory board membership	-	15,000.00	15,000.00	-	15,000.00	15,000.00		5 years	
Purchase lab furniture	12,743.57	13,604.00	860.43	12,743.57	13,604.00	860.43		5 years	
Purchase lab materials (computers,...) (3 labs)	52,487.86	59,538.00	7,050.14	52,487.86	59,538.00	7,050.14		5 years	
Purchase of statistical software	-	15,000.00	15,000.00	-	15,000.00	15,000.00		5 years	
Purchase of learning equipments (projectors, books...)	-	20,000.00	20,000.00	-	20,000.00	20,000.00		5 years	
Provide high speed internet connection (Router plus WIFI), Connection to local area network (LAN) and Servers for data storage	9,150.64	34,738.00	25,587.36	9,150.64	34,738.00	25,587.36		5 years	
Develop Lab manuals	-	4,000.00	4,000.00	-	4,000.00	4,000.00		5 years	
Organize working meetings	279.72	1,000.00	720.28	279.72	1,000.00	720.28		5 years	
Bank charges	21.09	5,000.00	4,978.91	64.29	5,000.00	4,935.71		5 years	
Sub Total	340,276.18	868,338.00	528,061.82	408,288.58	868,338.00	460,049.42			
Grand Total Uses of Funds	340,276.18	868,338.00	528,061.82	408,288.58	868,338.00	460,049.42			

**AFRICAN CENTER OF EXCELLENCE IN DATA SCIENCE
EASTERN AND SOUTHERN AFRICA HIGHER EDUCATION CENTER OF EXCELLENCE
PROJECT(P151847)**

**Statement of Reimbursable Eligible Expenditure Programs(EEPs)
For the Year Ended 30th June 2018**

Eligible Expenditure Program (EEP)	Period of January to June 2018	Cumulative for the Financial Year July 2017 to June 2018
EEP 1: UR Salaries as per its financial report Compensation of Employees		
	Amount in USD	Amount in USD
	1,092,313	1,092,313
Total EEPs	1,092,313.00	1,092,313.00

Note: EEPs reported is 1, 092,313 USD included in UR staff salaries which is 22,643,414 USD as per UR Annual consolidated report and financial statement for the year ended 30 June 2018. Exchange rate used is the average exchange rate of 29-June-2018 (859.764189) from BNR.

AFRICAN CENTER OF EXCELLENCE IN DATA SCIENCE
EASTERN AND SOUTHERN AFRICA HIGHER EDUCATION CENTER OF EXCELLENCE PROJECT(P151847)
NOTES ANNEX

DISBURSEMENT LINKED TO INDICATORS	ACTION TO BE COMPLETED	STATUS OF ACTIONS COMPLETION	AMOUNT ALLOCATED	AMOUNT DISBURSED	UNDISBURSED BALANCE
DLI1	Develop implementation plan	1,1 and 1,2	1,100,000.00	1,092,313.00	7687
DLI2 (Why only report of DL1??)					
DLI3					
DLI4					







AFRICAN CENTER OF EXCELLENCE IN DATA SCIENCE
Payments Made during Reporting Period
Against Contracts Subject to the bank's Prior Review

[illegible]

4

Q