

UNIVERSITY OF RWANDA



**AFRICAN CENTER OF EXCELLENCE
IN
DATA SCIENCE**

(ACE-DS)

ANNUAL INTERIM FINANCIAL REPORT (DLI3)

For the period ending 30th June 2021

Kigali, August 2021

AFRICAN CENTER OF EXCELLENCE IN DATA SCIENCE
EASTERN AND SOUTHERN AFRICA HIGHER EDUCATION CENTER OF EXCELLENCE PROJECT(P151847)
Statement of source and uses of funds
For the semi-annual period ended 30th June 2021

Sources of fund	Semi-annual Period ended December 2020 Amount in USD	Semi-annual Period ended June 2021 Amount in USD	Cumulative for Financial Year Ending 30th June 2021 Amount in USD
Opening Cash Balance			
Government Funds	-		-
World Bank IDA Funds	949,011.06	603,897.02	949,011.06
Student Fees	87,501.62	100,770.38	87,501.62
Other	-		-
Total	1,036,512.68	704,667.40	1,036,512.68
Add Receipts			
Government Funds	-		-
World Bank IDA Funds	-	871,324.69	871,324.69
Student Fees	13,268.76	5,795.00	19,063.76
Other	9,920.61		9,920.61
Total Financing	23,189.37	877,119.69	900,309.06
Less: ACE Expenditure as per project Implementation Plan			
Component 1: Learning excellence ensured	140,210	149,871	290,080
Component 2: Research excellence	19,804	27,636	47,440
Component 3: Quality assurance	59,653	27,275	86,928
Component 4: Attracting Faculty and Students from the Region	77,026	61,795	138,821
Component 5: Collaboration with partners(National, Regional and International)	-	-	-
Component 6: Management and governance	46,478	53,014	99,492
Component 7: Sustainable financing	-	-	-
Component 8: Monitoring and Evaluation	1,945	559	2,504
Total Expenditure	345,114	320,150	665,264
Others: Payable of 2020/2021		3,973	3,973
Total Uses of Funds	345,114	316,177	661,291
Closing Balances			
Government Funds			
World Bank IDA Funds	603,897.02	1,159,044.67	1,159,044.67
Student Fees	100,770.38	106,565.38	106,565.38
Other	-	-	9,920.61
Total Closing Cash Balance	704,667.40	1,265,610.05	1,275,530.66

Prepared by:
ACE DS Accountant

GASENGAYIRE C. Thereza



Verified by:
AG. SPIU DAF

KANAMUGIRE P. Maurice



Reviewed by:
UR-SPIU-Coordinator

Immaculate BUGINGO



Approved by:
UR - DVC for Administration and
Finance

Françoise KAYITARE TENGERA




AFRICAN CENTER OF EXCELLENCE IN DATA SCIENCE
EASTERN AND SOUTHERN AFRICA HIGHER EDUCATION CENTER OF EXCELLENCE PROJECT
 (Use of Funds Breakdown)
 For Financial Year Ended 30th June 2021

Expenditure	Semi-Annual Period Ended 31st December 2020				Semi-Annual Period Ended 30th June 2021				Cumulative Financial Year Ending 30th June 2021				Explanation of Variance	Period of Project	Revised PAD
	Actual (A)	Planned (B)	Variance (B-A)	Amount in USD	Actual (A)	Planned (B)	Variance (B-A)	Amount in USD	Actual (A)	Planned (B)	Variance (B-A)	%			
Expenditure Classification 1 as per Project Implementation Plan															
1. Learning excellence	140,210	300,476	160,266	149,871	308,713	158,842	290,080	308,713	18,633	94%					
1.1 Enroll and train students in Data Science at MSc level	132,838	190,462	57,624	90,606	230,509	139,813	223,553	230,509	6,956	97%	The objective was achieved as planned	5 years			
1.2 Enroll and train PhD students in Data Science at PhD level	7,332	86,014	78,682	49,013	67,204	18,191	56,365	67,204	10,839	84%	Some local universities were not paid due to slow progress of student	5 years			
1.3 Enroll and Train professionals in Data Science through Short Courses	-	14,000	14,000	8,250	9,000	250	8,750	9,000	250	97%	The objective was achieved as planned	5 years			
1.4 Organize Teaching and supervision Trainings of Faculty	-	10,000	10,000	1,411	2,000	589	1,411	2,000	589	71%	The training was interrupted due to lockdown and hotel facilities costs were not fully spent	5 years			
2. Research excellence	19,804	114,500	94,696	27,636	54,521	26,885	47,440	54,521	7,081	87%					
2.1 Provide financial Support for Collaborative research (host and partner institutions)	18,004	40,000	21,996	4,435	23,004	18,569	22,438	23,004	565	98%	The objective was achieved as planned	5 years			
2.2 Provide IT facilities for research activities(Laptops etc....)	-	14,000	14,000	12,747	13,217	470	12,747	13,217	470	96%	The objective was achieved as planned	5 years			
2.3 Provide financial support for publications, attending conferences and Trainings	1,800	8,500	6,700	657	3,300	2,642	2,457	3,300	843	74%	Published paper was funded	5 years			
2.4 Research cost for PhD students	-	50,000	50,000	9,297	15,000	5,203	9,797	15,000	5,203	65%	Few students have applied for research fund	5 years			
2.5 Organize Research Conference	-	2,000	2,000	-	-	-	-	-	-	0%	Postponed to next year because of Covid-19	5 years			
3. Quality assurance	59,653	444,000	384,347	27,275	282,911	255,636	86,928	282,911	195,983	31%					
3.1 Process the International accreditation of Masters and PhD programmes	30,745	27,000	3,745	-	30,745	30,745	-	30,745	-	100%	The objective was achieved as planned	5 years			
3.2 Review Masters and PhD Programs	-	5,000	5,000	-	-	-	-	-	-	0%	Postponed to next year because of Covid-19	5 years			
3.3 Purchase of learning equipments (Projector....)	23,139	59,400	36,261	20,864	46,334	25,471	44,003	46,334	2,332	95%	The objective was achieved as planned	5 years			
3.4 Upgrade internet connectivity	-	10,000	10,000	2,757	3,226	469	2,757	3,226	469	85%	The objective was achieved as planned	5 years			
3.5 Internal and External moderation of essays, External examination	5,768	12,600	6,832	3,654	10,868	7,214	9,432	10,868	1,446	87%	The objective was achieved as planned	5 years			
3.5 Renovation works of Buildings and labs	-	80,000	80,000	-	191,737	191,737	-	191,737	-	0%	The contract negotiation was still on process at the end of the last date of the financial year 2020/2021.	5 years			
3.7 Establishment of virtual labs	-	80,000	80,000	-	-	-	-	-	-	0%	Postponed to next year because of Covid-19	5 years			
3.8 Setting up smart class room	-	80,000	80,000	-	-	-	-	-	-	0%	Postponed to next year because of Covid-19	5 years			
3.9 Establishment of Video-conferencing facilities	-	90,000	90,000	-	-	-	-	-	-	0%	Postponed to next year because of Covid-19	5 years			

BP

4. Attracting Faculty and Students from the Region	77,026	191,894	114,868	61,798	164,345	102,550	138,821	164,345	28,525	84%		
4.1 Advise and promote all activities and programs of the center	-	10,000	10,000	-	-	-	-	-	-	0%	Postponed to next year because of Covid-19	5 years
4.2 Facilitate academic staff for teaching and supervision (DSA, transport, Air tickets...)	36,709	78,025	41,316	24,013	63,709	39,666	60,732	63,709	2,937	93%	The objective was achieved as planned	5 years
4.3 Facilitate MSc, PhD and short courses students from Region (Tuition fees, Stipend Air tickets)	40,317	103,869	63,552	37,732	100,636	62,884	78,669	100,636	22,567	78%	Some international supervisors were not paid due to slow progress of students	5 years
5. Collaboration with partners (National, Regional and International)	-	11,000	11,000	-	-	-	-	-	-	0%		
5.1 Establish a framework for implementation of planned activities in Mody	-	5,000	5,000	-	-	-	-	-	-	0%	Postponed to next year because of Covid-19	5 years
5.2 Establish Exchange programmes for Faculty and Students	-	6,000	6,000	-	-	-	-	-	-	0%	Postponed to next year because of Covid-19	5 years
5.3 Create a forum for knowledge transfer and community outreach	-	-	-	-	-	-	-	-	-	-		5 years
6. Management and governance	46,478	145,835	28,748	53,014	101,317	48,303	99,492	101,317	1,825	98%		
6.1 Organise Advisory Board meetings	-	-	-	-	-	-	-	-	-	0%	Postponed to next year because of Covid-19	5 years
6.2 Facilitate travel for attending meetings and workshops by ACE-DS faculty members (transport, accommodation, communication, Transport and housing cost of the office)	7,178	20,000	12,822	6,966	14,300	7,314	14,144	14,300	155	99%	The objective was achieved as planned	5 years
6.3 Conduct regular management Meetings of the center	1,109	4,000	-	480	1,609	1,132	1,390	1,609	20	99%	The objective was achieved as planned	5 years
6.5 Provide Salaries for non-academic staff/Support staff	38,116	105,835	-	43,568	85,334	39,766	83,684	85,334	1,650	98%	The objective was achieved as planned	5 years
6.6 Facilitate Meetings of the Steering committee	74	1,000	926	-	74	74	74	74	-	100%	The objective was achieved as planned	5 years
6.7 Facilitate Trainings of ACE-DS Administrative Staff	-	5,000	5,000	-	-	-	-	-	-	0%	Postponed to next year because of Covid-19	5 years
7. Sustainable financing	-	23,000	23,000	-	-	-	-	-	-	0%		
7.1 Recruit self-sponsored students/Organize Short courses and workshops	-	15,000	15,000	-	-	-	-	-	-	0%	Postponed to next year because of Covid-19	5 years
7.2 Organize Grant Proposal writing for Faculty and students	-	8,000	8,000	-	-	-	-	-	-	0%	Postponed to next year because of Covid-19	5 years
8. Monitoring and Evaluation	1,945	8,000	6,055	559	2,445	1,886	2,504	2,445	59	102%		
8.1 Audit and evaluation Meetings	1,945	8,000	6,055	559	2,445	1,886	2,504	2,445	59	102%	The objective was achieved as planned	5 years
Total use of funds	345,114	1,238,705	822,982	320,150	914,252	594,102	665,364	914,252	248,298	73%		

Note: The total use of fund include 3,973 USD payables as at 30th June 2021

Prepared by:

ACE DS Accountant

GASENGAYIRE C. Theresia

Verified By:

UR SPU Ag. DAF

KAMAMUGIRE PH. Maurice

Approved by:

UR SPU Coordinator

Immaculate BUDINGO

Authorised by:

UR DVC for Administration and Finance

Fumpeye KAYITARE TENOGERA

[Signature]

[Signature]

[Signature]

[Signature]

AFRICAN CENTER OF EXCELLENCE IN DATA SCIENCE
EASTERN AND SOUTHERN AFRICA HIGHER EDUCATION CENTER OF EXCELLENCE PROJECT(P151847)
Statement of Reimbursable Eligible Expenditure Programs(EEPs)
For the semi-annual period ended 30th June 2021

Eligible Expenditure Program (EEP)	Semi-annual period ending 31st Dec 2021	Semi-annual period ending 30th June 2021	Total
EEP 1: UR Salaries per this financial report			
	Amount in USD		
UR salaries	10,129,722.70	9,737,258.34	19,866,981.04
Total EEPs	10,129,722.70	9,737,258.34	19,866,981.04
Disclosure Note: EEPs reported is 19,866,981 USD which is 19,611,489,601.71 RWF as per UR consolidated financial statement for the period ended 30th June 2021.			
Exchange rate used is the average exchange rate of 30th June 2021 from BNR.			

Prepared by:
ACE DS Accountant

Verified by:
AG. SPIU DAF

Reviewed by:
UR-SPIU-Coordinator

Approved by:
UR - DVC for Administration and Finance


GASENGAYIRE C. Thereza

KANAMUGIRE P. Maurice

Immaculate BUGINGO

Françoise KAYITARE TENGERA




AFRICAN CENTER OF EXCELLENCE IN DATA SCIENCE
EASTERN AND SOUTHERN AFRICA HIGHER EDUCATION CENTER OF EXCELLENCE PROJECT(P151847)

NOTES ANNEX

AFRICAN CENTER OF EXCELLENCE IN DATA SCIENCE

DISBURSEMENT LINKED TO INDICATORS	ACTION TO BE COMPLETED	STATUS OF ACTIONS COMPLETION	AMOUNT ALLOCATED	AMOUNT DISBURSED	UNDISBURSED BALANCE
DLI1	1.1 and 1.2	100%	1,100,000.00	1,100,000.00	-
DLI2	2.2; 2.3; 2.4; 2.5 and 2.6; 2.8	69%	2,224,000.00	2,224,000.00	-
DLI3	3.1; 3.2; 3.3; 3.4	60%	48,000.00	32,000.00	16,000.00
DLI4	4.1; 4.2	60%	48,000.00	32,000.00	16,000.00
	Total		3,420,000.00	3,388,000.00	32,000.00

Disclosure Note: DLI 3&4 amount 32,000USD was approved but not yet received

Prepared by:
ACE DS Accountant

Verified by:
AG. SPU DAF

Reviewed by:
UR-SPU-Coordinator

Approved by:
UR - DVC for
Administration and
Finance


GASENGAYIRE C. Thereza

KANAMUGIRE P. Maurice

Immaculate BUGINGO

Françoise KAVITARE TENGERA




AFRICAN CENTER OF EXCELLENCE IN DATA SCIENCE
Payments Made during Reporting Period
Against Contracts Subject to the bank's Prior Review

Contract Number	Supplier	Contract Date	Contract Amount	Date of WB's Non Objection to Contract	Amount Paid to Supplier during Period	WB's Share of Amt Paid to Supplier during Period
na	na	na	na	na	na	na

Prepared by:
ACE DS Accountant

Verified by:
AG. SPTU DAF

Reviewed by:
UR-SPTU-Coordinator


Approved by:
UR - DVC for Administration and Finance

GASENGAYIRE C. Thereza


KANAMUGIRE P. Maurice

Immaculate BUGINGO

Françoise KAYITARE TENGERA







AFRICAN CENTER OF EXCELLENCE IN DATA SCIENCE
For the semi-annual period ended 30th June 2021

BANK RECONCILIATION AS AT 30th JUNE 2021

Balance as per Bank Statement	1,159,044.67
<u>Less:</u> Outstanding payments	-
Adjusted Balance	<u>1,159,044.67</u>
Balance as per Cash Book	<u>1,159,044.67</u>

Prepared by:
ACE DS Accountant


Verified by:
AG. SPIU DAF

Reviewed by:
UR-SPIU-Coordinator

GASENGAYIRE C. Thereza

Immaculate BUGINGO

Approved by:
UR - DVC for Administration and Finance
Françoise KAYITARE TENGERA



NATIONAL BANK OF RWANDA



STATEMENT OF ACCOUNT

NATIONAL BANK OF RWANDA

KN6 AV 4

P.BOX 531

KIGALI - RWANDA

STATEMENT PERIOD: FROM 01/06/2021 TO 30/06/2021

Rundate : 17/08/2021

Runtime : 16:27:06

Customer Number : 101312

Account Number : 1000038047

Account Name : UR ACE FOR DATA SCIENCES(USD)

Opening Balance : 0

No.	Txn Date	Value Date	Reference No	Txn Details	Dr Amt	Cr Amt	Balance	Po Ref
1	01/06/2021	01/06/2021	FT211526IZAT	Account Transfer	0.00	1,260,134.42	1,260,134.42	
2	01/06/2021	01/06/2021	FT2115206SLL	Account Transfer	1,260,134.42	0.00	0.00	
3	02/06/2021	02/06/2021	FT21153P8P55	Account Transfer	0.00	1,260,134.42	1,260,134.42	
4	02/06/2021	02/06/2021	FT211537LKD2	Outward Swift Payment MT103	4,788.51	0.00	1,255,345.91	00000108
					00000108			

12	03/06/2021	03/06/2021	FT21154XXXXZ	Outward RTGS Payment MT 102	1,998.20	0.00	1,238,320.50	P0B4298241
				P0B4298241				
13	03/06/2021	03/06/2021	FT21154ZN0ZL	Outward RTGS Payment MT 102	1,649.46	0.00	1,236,671.04	P0B4298246DS
				P0B4298246DS				
14	03/06/2021	03/06/2021	FT21154GKKFZ	Outward RTGS Payment MT 102	3,848.75	0.00	1,232,822.29	P0B4298247
				P0B4298247				
15	03/06/2021	03/06/2021	FT2115448GFR	Outward RTGS Payment MT 103	334.09	0.00	1,232,488.20	P0B4298238
				P0B4298238				
				UNIVERSITY OF RWANDA ORD BUDGET:P0B4298238				
				VOLKSWAGEN MOBILITY SOLUTIONS RWAND				
				Vehicle hire				
16	03/06/2021	03/06/2021	FT21154RKZY5	Outward RTGS Payment MT 102	12,488.70	0.00	1,219,999.50	P0B4298240PT
				P0B4298240PT				
17	03/06/2021	03/06/2021	FT211544VQ1X	Account Transfer	1,219,999.50	0.00	0.00	
18	04/06/2021	04/06/2021	FT21155WWQP5	Account Transfer	0.00	1,219,999.50	1,219,999.50	
19	04/06/2021	04/06/2021	FT21155VVF9Y	Outward RTGS Payment MT 102	8,645.71	0.00	1,211,353.79	P0B4298248
				P0B4298248				

35	15/06/2021	15/06/2021	FT211669RD0G	Account Transfer	1,212,904.88	0.00	0.00	0.00	
36	16/06/2021	16/06/2021	FT211678N6LV	Account Transfer	0.00	1,212,904.88	1,212,904.88	1,212,904.88	
37	16/06/2021	16/06/2021	FT21167WC9VX	Account Transfer	1,212,904.88	0.00	0.00	0.00	
38	17/06/2021	17/06/2021	FT2116834R4M	Account Transfer	0.00	1,212,904.88	1,212,904.88	1,212,904.88	
39	17/06/2021	17/06/2021	FT21168XCKZF	Account Transfer	1,212,904.88	0.00	0.00	0.00	
40	18/06/2021	18/06/2021	FT211693N5YX	Account Transfer	0.00	1,212,904.88	1,212,904.88	1,212,904.88	
41	18/06/2021	18/06/2021	FT21169LFT6J	Account Transfer	1,212,904.88	0.00	0.00	0.00	
42	21/06/2021	21/06/2021	FT21172R6853	Account Transfer	0.00	1,212,904.88	1,212,904.88	1,212,904.88	
43	21/06/2021	21/06/2021	FT211729968T	Account Transfer	1,212,904.88	0.00	0.00	0.00	
44	22/06/2021	22/06/2021	FT21173YPLPZ	Account Transfer	0.00	1,212,904.88	1,212,904.88	1,212,904.88	
45	22/06/2021	22/06/2021	FT21173TV6BM	Outward RTGS Payment MT 102	2,358.30	0.00	0.00	1,210,546.58	P0B4298259
			P0B4298259						
46	22/06/2021	22/06/2021	FT21173WX5C	Outward RTGS Payment MT 102	5,090.94	0.00	0.00	1,205,455.64	P0B4298260
			P0B4298260						
47	22/06/2021	22/06/2021	FT21173WJS9R	Account Transfer	1,205,455.64	0.00	0.00	0.00	
48	23/06/2021	23/06/2021	FT21174CXTBP	Account Transfer	0.00	1,205,455.64	1,205,455.64	1,205,455.64	
49	23/06/2021	23/06/2021	FT21174K4V17	Inward RTGS Payment MT 103	0.00	241.62	1,205,697.26		IMB103000933208

					00000114					
					/RFB/SUPERVISION FEE					
56	23/06/2021	23/06/2021	FT211748T8J		Outward Swift Payment MT103	867.23	0.00	1,199,623.81		00000113
					00000113					
					/RFB/SUPERVISION FEE					
57	23/06/2021	23/06/2021	FT21174B36X4		Outward Swift Payment MT103	442.23	0.00	1,199,181.58		00000114
					00000114					
					/RFB/SUPERVISION FEE					
58	23/06/2021	23/06/2021	FT21174FP0P		Outward Swift Payment MT103	442.23	0.00	1,198,739.35		00000113
					00000113					
					/RFB/SUPERVISION FEE					
59	23/06/2021	23/06/2021	FT21174GT655		Outward Swift Payment MT103	867.23	0.00	1,197,872.12		00000114
					00000114					
					/RFB/SUPERVISION FEE					
60	23/06/2021	23/06/2021	FT21174KHF0Q		Outward Swift Payment MT103	442.23	0.00	1,197,429.89		00000114
					00000114					
					/RFB/SUPERVISION FEE					

				P0B4298256					
67	23/06/2021	23/06/2021	FT21174FBFR3	Account Transfer	224.80	0.00	1,193,761.91		
				1000007591					
				P0B4298257					
68	23/06/2021	23/06/2021	FT21174L41YW	Account Transfer	824.26	0.00	1,192,937.65		
				1000007591					
				P0B4298258					
69	23/06/2021	23/06/2021	FT21174SY47C	Outward RTGS Payment MT 102	224.74	0.00	1,192,712.91		P0B4298251
				P0B4298251					
70	23/06/2021	23/06/2021	FT2117457WRZ	Outward RTGS Payment MT 102	511.94	0.00	1,192,200.97		P0B4298253
				P0B4298253					
71	23/06/2021	23/06/2021	FT211741QQ9B	Account Transfer	1,192,200.97	0.00	0.00		
72	24/06/2021	24/06/2021	FT21175YQQSD	Account Transfer	0.00	1,192,200.97	1,192,200.97		
73	24/06/2021	24/06/2021	FT21175Q3JN0	Account Transfer	1,192,200.97	0.00	0.00		
74	25/06/2021	25/06/2021	FT21176JP18R	Account Transfer	0.00	1,192,200.97	1,192,200.97		
75	25/06/2021	25/06/2021	FT21176VPDP5	Outward RTGS Payment MT 103	61.25	0.00	1,192,139.72		P0B4298266
				P0B4298266					

				1000007591					
				PYT OF WHT FOR LECTURER					
83	25/06/2021	25/06/2021	FT21176NB5B3	Account Transfer	44.99	0.00	1,177,287.50		
				1000007591					
				PYT OF WHT FOR LECTURER					
84	25/06/2021	25/06/2021	FT2117652JIS	Outward RTGS Payment MT 102	8,750.26	0.00	1,168,537.24		P0B4298267
				P0B4298267					
85	25/06/2021	25/06/2021	FT21176RTR3M	Outward RTGS Payment MT 102	500.00	0.00	1,168,037.24		P0B4298271
				P0B4298271					
86	25/06/2021	25/06/2021	FT211769FFY9	Inward RTGS Payment MT 103	0.00	154.48	1,168,191.72		O/210625/003AVM
				Invalid Account Length - Greater Er icUmuhoza00041074626663RT211768JC HB					
87	25/06/2021	25/06/2021	FT21176LVR44	Account Transfer	1,168,191.72	0.00	0.00		
88	28/06/2021	28/06/2021	FT21179G7ZQJ	Account Transfer	0.00	1,168,191.72	1,168,191.72		
89	28/06/2021	28/06/2021	FT21179ZMNGV	Account Transfer	1,168,191.72	0.00	0.00		
90	29/06/2021	29/06/2021	FT21180K4MSX	Account Transfer	0.00	1,168,191.72	1,168,191.72		
91	29/06/2021	29/06/2021	FT21180XY6CJ	Outward Swift Payment MTT103	442.22	0.00	1,167,749.50		00000117
				00000117					

				P0B4298285P				
101	30/06/2021	30/06/2021	FT21181GRWFG	Outward RTGS Payment MT 102	79.81	0.00	1,162,524.74	P0B4298283P
				P0B4298283P				
102	30/06/2021	30/06/2021	FT21181TGW10	Outward RTGS Payment MT 103	2,274.23	0.00	1,160,250.51	P0B4298287P
				P0B4298287P				
				UNIVERSITY OF RWANDA ORD BUDGET:P0B4298287P				
				KASAHUNI TAKELE GENETI				
				PYT OF BOUNCED STIPENDS				
103	30/06/2021	30/06/2021	FT21181865SY	Outward RTGS Payment MT 103	246.27	0.00	1,160,004.24	P0B4298284P
				P0B4298284P				
				UNIVERSITY OF RWANDA ORD BUDGET:P0B4298284P				
				KABANO Ignace				
				PYT OF BOUNCED				
104	30/06/2021	30/06/2021	FT211813MDC0	Outward RTGS Payment MT 102	799.02	0.00	1,159,205.22	P0B4298286P
				P0B4298286P				
105	30/06/2021	30/06/2021	FT21181VQFGZ	Outward RTGS Payment MT 103	157.51	0.00	1,159,047.71	P0B4298278P
				P0B4298278P				